



EXHIBITOR PROSPECTUS



SVS

75 YEARS

2021

VASCULAR
ANNUAL MEETING®

SAN DIEGO

**TWO DAY
FORMAT!
NEW SHOW
HIGHLIGHTS!**

2021 Vascular Annual Meeting

JUNE 3–4, 2021

San Diego Convention Center

**SVS and SVU join together to create the largest
vascular surgery meeting of the year!**

Sponsored by:

SVS | Society for
Vascular Surgery

www.VSweb.org/VAM2021

SVU
SOCIETY FOR VASCULAR ULTRASOUND
Research • Education • Advocacy



Dear Industry Partner,

Please join us as an exhibitor at the **Vascular Annual Meeting**, *the home of the vascular team*. This year we are excited to announce that the Society for Vascular Ultrasound (SVU) will be joining us as a partner. As the preeminent scientific meeting for over 1,800 surgeons and allied health professionals, this meeting is the place to share your products and services related to the management and treatment of vascular disease.

In addition to SVU joining VAM, once again we will be co-located with the Society for Vascular Nursing (SVN), as well as the Physician Assistant section of the Society for Vascular Surgery. The Vascular Annual Meeting is the one-stop destination for vascular professionals, which means as an exhibitor, you get more for your investment.

Over the past two years, we have re-invented the exhibit hall into a two-day event, with more networking events, non-CME education and training events than ever before. This year we are excited to return to the San Diego Convention Center, where we hosted a successful 2017 meeting with over 1,800 professionals in attendance.

Sincerely,

Monica Anchondo
Exhibit Manager
312-265-9660
manchondo@CorcExpo.com
www.VSweb.org/VAM2021

For additional information on the city of San Diego please visit,
<https://www.sandiego.org/plan/visitors-information-services.aspx>



TABLE OF CONTENTS

PAGE 3

2019 Attendee Demographics

PAGE 4

2019 Attendee Demographics (Continued)

PAGE 5

Exhibit Dates & Hours
Exhibit Space Rates
Exhibitor Service Manual Information

PAGE 6

Exhibitor Benefits
Questions? Contact





ATTENDEE DEMOGRAPHICS

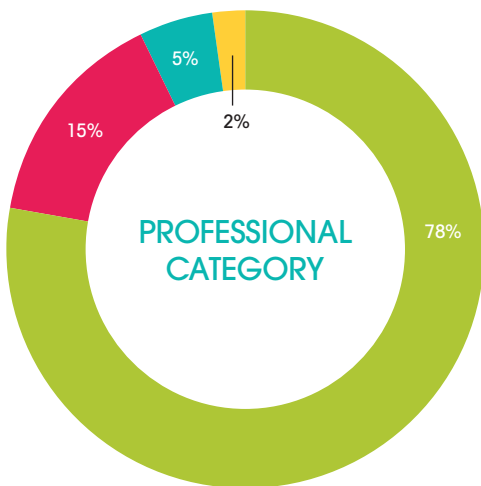
We continue to plan full speed ahead for an in-person, high-impact, meeting where colleagues can once again connect and learn from each other. We're hoping it *won't* be necessary, but if it is, we will be ready to convert the meeting to an innovative and engaging virtual format. The protection and safety of our attendees remains our top priority.

The Society for Vascular Surgery and the Society for Vascular Ultrasound invites exhibitors to the 2021 Vascular Annual Meeting, the premier meeting for vascular surgeons and all vascular health professionals, on June 3-4, at the San Diego Convention Center in San Diego, California. The two-day format consolidates exposure to the maximum number of attendees while minimizing travel expenses.

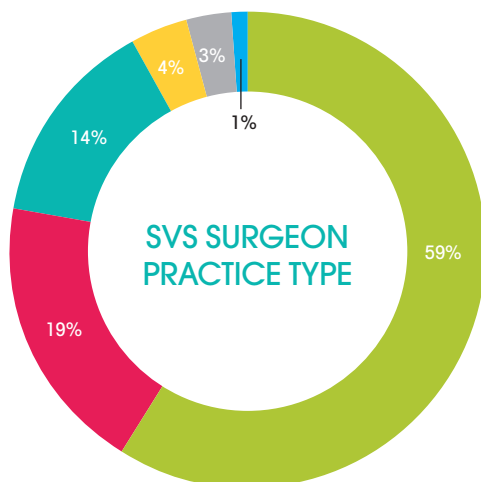
The presence of SVU at VAM expands upon past practice, said SVS President Dr. Ronald Dalman. "We have a longtime partnership and have held our meetings together in the past," he said. "We traditionally offer joint programming at each other's meetings. We're taking the collaboration to the next level."

"We're excited at the prospect of meeting together in San Diego next year," said SVU President Kelly Burns. "We are all members of the vascular team and members of both groups will be able to benefit and learn from each other and from our industry partners."

2019 VAM ATTENDANCE BREAKDOWN



- PHYSICIAN: 78%
- ALLIED HEALTH PROFESSIONAL (NURSES, PHYSICIAN ASSISTANTS): 15%
- SCHOLARSHIP RECIPIENTS: 5%
- MEDICAL STUDENT: 2%



- HOSPITAL-EMPLOYED: 59%
- MULTI-SPECIALTY GROUP: 19%
- SINGLE SPECIALTY GROUP: 14%
- OTHER: 4%
- SOLO: 3%
- RETIRED: 1%

TOP PRODUCTS OF INTEREST TO VAM ATTENDEES

1. Peripheral Vascular Products/Services
2. Grafts
3. Stents
4. Surgical Instruments
5. Interventional Technologies
6. Vascular Disease Treatment
7. Medical Devices
8. Catheters
9. Radiation Protection
10. Interventional Medical Devices

TOP 4 MOST FREQUENTLY PRESCRIBED MEDICATIONS

1. Anti-coagulant
2. Anti-Platelets
3. Statins
4. Cilostazol

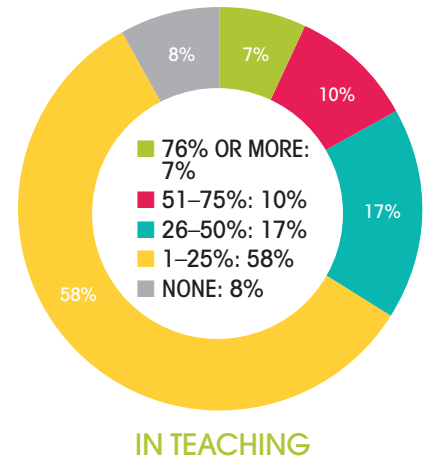
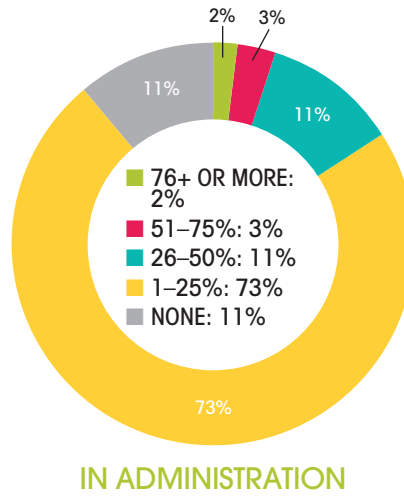
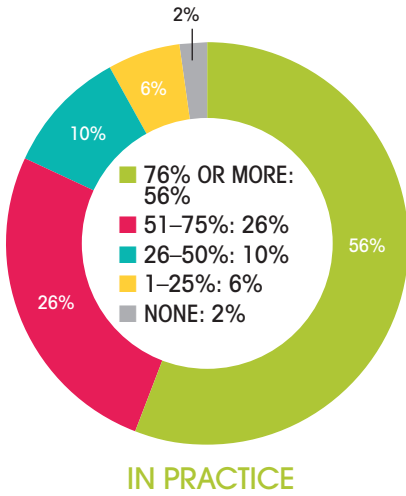
55% OF VAM SURGEONS ARE RESPONSIBLE FOR THE MANAGEMENT OF A VASCULAR LAB

SOURCES: SVS 2019 Attendee Evaluation and 2019 Registrant Profile Summary



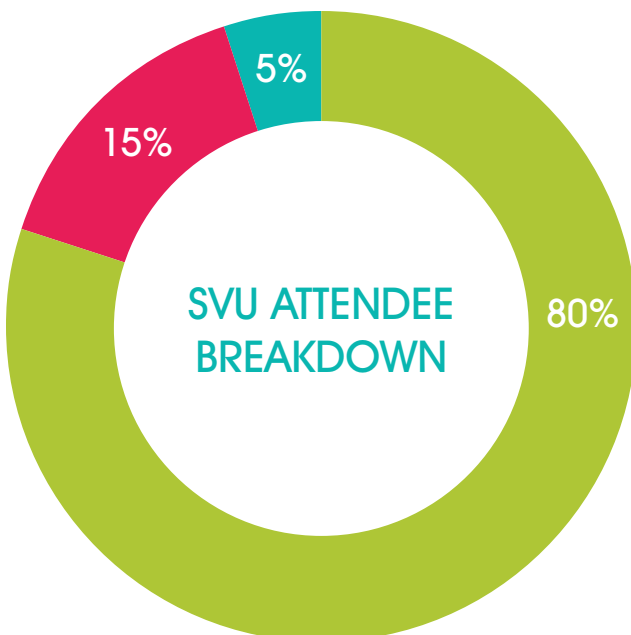
ATTENDEE DEMOGRAPHICS (CONTINUED)

PERCENT OF ATTENDEES' TIME SPENT



The Society for Vascular Ultrasound is the professional society of the Vascular Laboratory. Their members are dedicated to the advancement of noninvasive technology (ultrasound) used in the diagnosis of vascular disease. The Society has a diverse membership of over 6,400 vascular technologists, surgeons, cardiologists, lab directors, academicians, students and other professionals involved in the practice of vascular ultrasound. Roughly 75% of members are vascular technologists and sonographers and approximately 20% are physicians. The remainder are students, recent graduates and other vascular lab professionals.

The Vascular Annual Meeting provides a unique marketing opportunity for organizations that provide products or services to surgeons and all vascular health professionals in the management and treatment of vascular disease. Pre-pandemic attendance was forecast a little over 2,000 vascular health professionals, including SVU's attendance. Pre-pandemic attendance was forecasted to be more than 2,000 vascular health professionals, including SVU's attendance.



- VASCULAR TECHNOLOGIST AND SONOGRAPHERS: 80%

- PHYSICIANS: 15%

- STUDENT/OTHERS: 5%



EXHIBIT HALL HIGHLIGHTS INCLUDE

- TWO networking receptions
- Daily attendee lunch
- Two coffee breaks each day
- Scavenger hunt prize game
- Vascular Live Stage
- Poster Sessions
- SVS and SVU Member Services Booth

EXHIBIT SPACE RATES

- Inline Booths: \$3,325.00 per 100 square feet
- Island Booths: \$3,625.00 per 100 square feet
- There is a \$100 charge for each exposed corner (inline booths only)
- See the floor plan and reserve a booth online at **VWeb.org/VAM2021**.

EXHIBITOR SERVICE MANUAL

A comprehensive exhibitor service manual will be posted online approximately 90 days prior to the start of the Vascular Annual Meeting. The manual will include a list of official vendors, order forms, contact information, deadlines and shipping information.



EXHIBITOR MOVE-IN

Tuesday, June 1, 2021
8:00 am–5:00 pm

Wednesday, June 2, 2021
8:00 am–5:00 pm

Thursday, June 3, 2021
7:00 am–10:00 am

EXHIBIT HOURS

2021 Exhibit hours feature approximately 7 hours of unopposed exhibit time that do not conflict with sessions.

Thursday, June 3, 2021
10:00 pm–6:30 pm

Friday, June 4, 2021
9:30 am–5:00 pm

EXHIBITOR MOVE-OUT

Friday, June 4, 2021
5:00 pm–9:00 pm

Saturday, June 5, 2021
8:00 am–5:00 pm

**Exhibit times subject to change*



EXHIBITOR BENEFITS

- Five badges per 100 square feet of exhibit space.
 - Badges grant access to the exhibit hall and scientific abstract (plenary) sessions.
 - Additional badges will be available for \$100 each.
- Company name and booth number in the onsite program book (if produced)
- Company listing in the meeting's mobile app with description
- Company listing in show daily *Vascular Connections* (preview edition mailed to over 5,600 vascular medicine specialists and three daily editions distributed on-site at the meeting).
- Company listing in the online floor plan
- Link to exhibitor listing in the VAM online planner (a detailed meeting content page)
- Pre-meeting attendee mailing list, emails and demographic info
- Post-meeting attendee mailing list, emails and demographic info
- Early sign-up for the 2022 Vascular Annual Meeting in Boston.

Reserve your booth online at www.VSweb.org/VAM2021 or click [here](#) to view the online floor plan.

RESERVE TODAY!

QUESTIONS? CONTACT:

BOOTH RESERVATIONS

Robert Drewniak
Exhibit Sales

Direct: 312-265-9662

Fax: 312-541-0573

Robert@CorcExpo.com

EXHIBITOR QUESTIONS VASCULAR LIVE RESERVATIONS

Monica Anchondo
Exhibit Manager

Direct: 312-265-9660

manchondo@CorcExpo.com

SPONSORSHIPS, MEETING ROOMS, EXHIBIT HALL OFFICES

Debbie Wallentin, CMP
Director of Meetings

Direct: 847-680-4855

dwallentin@vascularsociety.org