




SVSConnect App Now Available

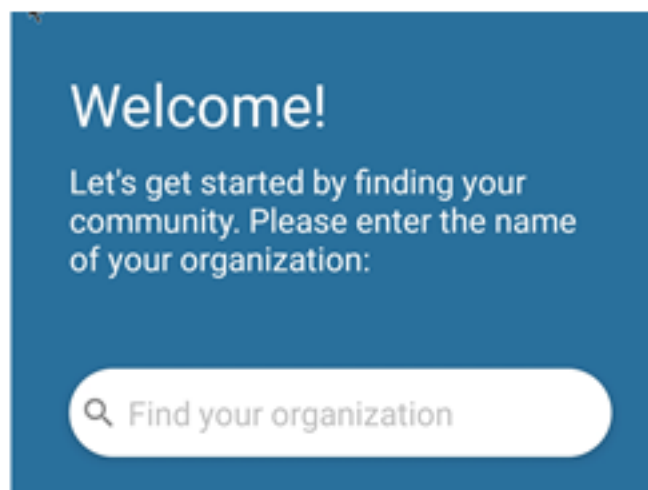
SVSConnect App Now Available

How to log in to the SVSConnect app

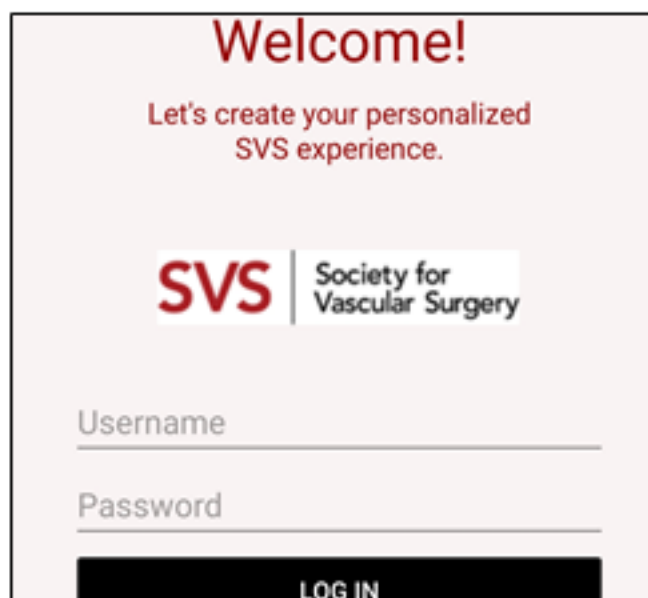
Step 1: Find MemberCentric in the App Store or Google Play



Step 2: Type SVS in the search box



Step 3: Type in your SVS user name and password
Problems: Click “forgot my password” and follow instructions or email membership@vascularsociety.org



The SVSConnect mobile app — for cell phones and tablets — brings easy access to collaboration, engagement and communication with your SVS member colleagues and thought leaders.

It only takes a few minutes to get set up – just follow the below steps.

SVSConnect App Now Available

Published on Society for Vascular Surgery (<https://vascular.org>)

1. Search for "MemberCentric" in either the App Store or Google Play.
2. Download the "MemberCentric (HUG)" app.
3. Once installed, search for "SVS" on the welcome screen.
4. Login with your SVS account credentials.
5. Hit 'OK' when you receive a notification prompt about the app icon change.
6. Join a discussion, search for fellow members and share resources right from your phone.

Within the app you can do everything you're able to do on your desktop computer, but more easily. Continue discussing topics such as outpatient treatment centers, popliteal artery access and carotid surveillance imaging. Follow our newly launched bi-weekly "Tip Tuesday" that we share to enhance both your community experience and your SVS membership experience. Coming soon, we'll have smaller communities where committees, affiliate members or interest groups can communicate and collaborate privately.

Get started today to join the discussion, expand your network and build your community.

Article Date: Thursday, March 14, 2019

Author: Re-posted from the March 2019 issue of Vascular Specialist

Tags: Vascular Specialist

Article Type: Article